

Panelists, while waiting for the meeting to begin, we invite you to:

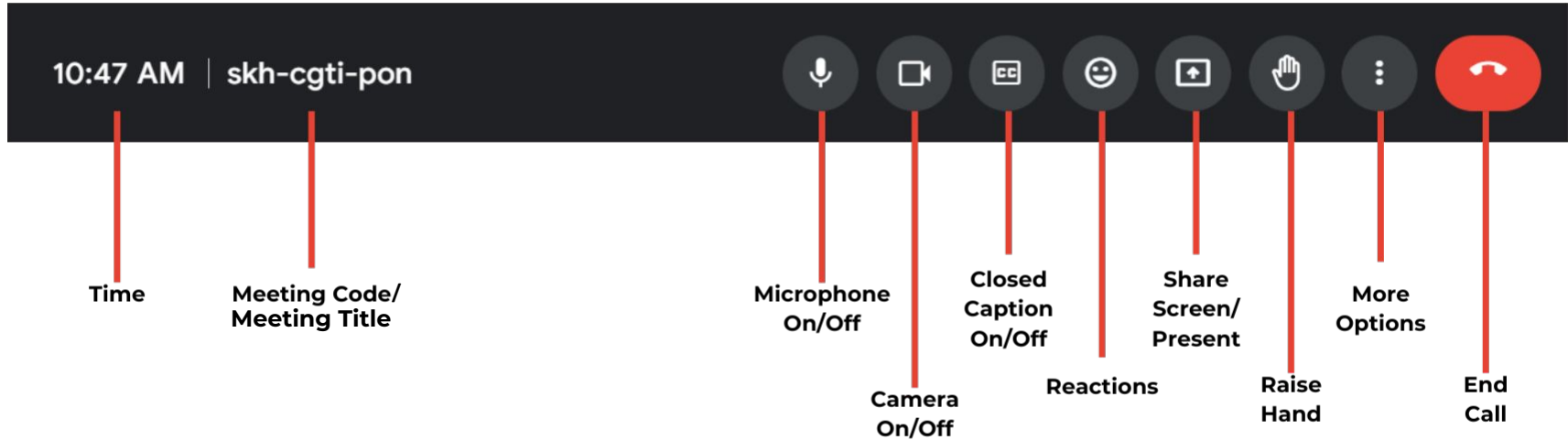
- Consider your verbal introduction: name, organization or art form
- Silence or stow electronic devices not being used for this meeting
- Gather materials and any other needed items
- Sign into SmartSimple and navigate to panelist home dashboard

FY 2025

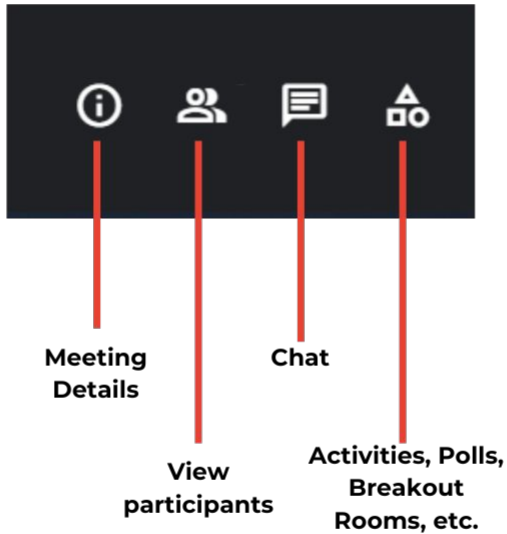
Fall Teaching Artist Roster Panel Meeting

Thursday, October 17, 2024
12 p.m.


Reference Shot of Features (1 of 2)













Reference Shot of Features (2 of 2)



In “More Options”



-  Change layout
-  Full screen
-  Open picture-in-picture
-  Apply visual effects
-  Turn on captions
-  Use a phone for audio

-  Report a problem
-  Report abuse
-  Troubleshooting & help
-  Settings

Introductions

Land Acknowledgement Statement

We acknowledge the lands and waters now known as Maryland are the home of its first peoples: the Accohannock Indian Tribe, Assateague People's Tribe, Cedarville Band of Piscataway Indians, Choptico Band of Indians, Lenape Tribe, Nanticoke Tribe, Nause-Waiwash Band of Indians, Piscataway Conoy Tribe, Piscataway Indian Nation, Pocomoke Indian Nation, Susquehannock Indians, Youghiogheny River Band of Shawnee, and tribes in the Chesapeake watershed who have seemingly vanished since the coming of colonialism. We acknowledge that this land is now home to other tribal peoples living here in diaspora. We acknowledge the forced removal of many from the lands and waterways that nurtured them as kin. We acknowledge the degradation that continues to be wrought on the land and waters in pursuit of resources. We acknowledge the right of the land and waterways to heal so that they can continue to provide food and medicine for all. We acknowledge that it is our collective obligation to pursue policies and practices that respect the land and waters so that our reciprocal relationship with them can be fully restored.

Equity and Justice Statement

The arts celebrate our state's diversity, connect our shared humanity, and transform individuals and communities. The Maryland State Arts Council (MSAC) and its supporting collaborators are committed to advancing and modeling equity, diversity, accessibility, and inclusion in all aspects of our organizations and across communities of our state.

MSAC and its grantees are committed to embracing equity and non-discrimination regardless of race, religious creed, color, age, gender expression, sexual orientation, class, language, and/or ability.

Vision

The Maryland State Arts Council plays an essential role ensuring every person has access to the transformative power of the arts.

Mission

Maryland State Arts Council advances the arts in our state by providing leadership that champions creative expression, diverse programming, equitable access, lifelong learning, and the arts as a celebrated contributor to the quality of life for all the people of Maryland.

Goal 1. Increase Participation: Broaden MSAC's constituency, providing avenues designed to increase pathways to engagement

Goal 2. Provide Intentional Support: Embrace thoughtful and targeted approaches to serving known and yet to be known MSAC constituents

Goal 3. Build Capacity: Work strategically to further build organizational and governance capacity to ensure that MSAC is capable of vigorously delivering on its mission

Goal 4. Leverage Connections: Further enhance current relationships and involve additional partners, collaborators, and constituents who will benefit from and advance the work of MSAC

Goal 5. Bolster Maryland Arts: Showcase the high caliber, diverse and relevant work of Maryland's artists and arts organizations; their contributions to community vitality and MSAC's role as a catalyst

Creative Meeting Actions

Celebrate being in the space with other creative people.

Engage with everyone's presence as a gift.

Acknowledge that together we know a lot.

Enter the conversation with curiosity and inquiry.

Share your idea and trust that it will be heard.

Use "I" statements.

Focus your language on the task at hand.

Hold one another accountable with care.

Apply "Yes, and!" - "I hear your idea and I'm going to add to it!"

Balance speaking and listening.

Equity: Impact vs. Grant Writing

The application is meant to inspire authentic reflection and internal analysis for each applying organization, with the knowledge that MSAC is to be seen and utilized as a collaborative partner in the process.

One aspect of the partnership is to guide panelists to see beyond the “polish” of grant writing that may be inequitably influenced by the privilege of resources (financial, educational, etc...) and, instead, focus upon the impact of the applicant.

Responses as Recommendations

"The artist's statement did not demonstrate a commitment to inclusion and accessibility."

Becomes:

"I would recommend that the artist include more details or specific examples on how their content and instruction demonstrate a commitment to inclusion and accessibility."

Goals for Today's Meeting

- Arrive at a final average score for **16 Teaching Artist Roster applications that had an initial average score of 70% or higher**

Panel Meeting Structure

The goal is to discuss and score each application within 10 minutes.

Timing is subject to change.

- 2 minutes: Lead Panelist
- 4 minutes: Discussion - new information to add; new perspective to share; additional questions
- 2 minutes: Staff discipline expert will share additional thoughts/clarifications/reminders
- 2 minutes: Final scoring submission in Smart Simple

Test Applicant Review

Application ID: -34531

Applicant: Elizabeth Morales

Average Initial Score: 100%

Average Final Score: 92.4%

Lead panelist: Kirk Amaral Snow

Applicant Review

Application ID: 2025-33283

Applicant: Cristina Rodriguez

Average Initial Score: 88.4%

Average Final Score: 88%

Lead panelist: Nicole Kaplan

Applicant Review

Application ID: 2025-33322

Applicant: Latasha Casey (Positive Outcome Mentoring & Dance)

Average Initial Score: 77.6%

Average Final Score: 75.6%

Lead panelist: Eliza Mott

Applicant Review

Application ID: 2025-33492

Applicant: Uasuf A. Gueye

Average Initial Score: 95.6%

Average Final Score: 97.6%

Lead panelist: Donney Rose

Applicant Review

Application ID: 2025-33512

Applicant: Meg Kuyatt

Average Initial Score: 88.8%

Average Final Score: 83.2%

Lead panelist: Paul Hatton

Applicant Review

Application ID: 2025-33537

Applicant: Robert Croft

Average Initial Score: 93.6%

Average Final Score: 92.8%

Lead panelist: Linda Krakaur

Applicant Review

Application ID: 2025-33623

Applicant: Irina Lapteva

Average Initial Score: 81.2%

Average Final Score: 77.2%

Lead panelist: Nicole Kaplan

10 min break

Return at 1:32

Applicant Review

Application ID: 2025-33651

Applicant: Xaviour Smith (1101 Dance Academy)

Average Initial Score: 80%

Average Final Score: 70.8%

Lead panelist: Eliza Mott

Applicant Review

Application ID: 2025-33674

Applicant: Mikela Thrasher

Average Initial Score: 84%

Average Final Score: 90%

Lead panelist: Donney Rose

Applicant Review

Application ID: 2025-33742

Applicant: John Christopher Urquiaga

Average Initial Score: 82%

Average Final Score: 77.6%

Lead panelist: Paul Hatton

Applicant Review

Application ID: 2025-33782

Applicant: Meredith Meer

Average Initial Score: 91.6%

Average Final Score: 92%

Lead panelist: Linda Krakaur

Applicant Review

Application ID: 2025-33867

Applicant: Rachel Sitomer (Baltimore Concert Opera)

Average Initial Score: 92.4%

Average Final Score: 89.6%

Lead panelist: Nicole Kaplan

10 min break

Return at 2:30

Applicant Review

Application ID: 2025-33892

Applicant: Regie Cabico

Average Initial Score: 92%

Average Final Score: 91.2%

Lead panelist: Eliza Mott

Applicant Review

Application ID: 2025-33964

Applicant: Kate Keleher

Average Initial Score: 87.2%

Average Final Score: 83.2%

Lead panelist: Donney Rose

Applicant Review

Application ID: 2025-33999

Applicant: Brent Birckhead

Average Initial Score: 97.6%

Average Final Score: 95.2%

Lead panelist: Paul Hatton

Applicant Review

Application ID: 2025-34018

Applicant: Denique Isaac (Baltimore Concert Opera)

Average Initial Score: 94.8%

Average Final Score: 93.2%

Lead panelist: Linda Krakaur

Applicant Review

Application ID: 2025-34042

Applicant: Tracie Jiggetts

Average Initial Score: 88.4%

Average Final Score: 85.2%

Lead panelist: Nicole Kaplan

Thank You!

Next Steps

Panelist Feedback Session - immediately following panel meeting

- Chance to share thoughts on panelist process
- Separate meeting room - link in email
- Meet in 10 minutes